



BevHub™

Revolutionize Your Beverage Experience



OVERVIEW

Introducing **BevHub™**, the cutting-edge beverage dispenser crafted in partnership with Marco Beverage Systems. Designed to meet all your coffee, tea and water needs with unmatched versatility, design and innovation.

SPECIALTY COFFEE SIMPLIFIED

No need for traditional bean-to-cup machines—BevHub™ delivers high-quality specialty coffee effortlessly. Unmatched dispense time and speed of service.

STATE-OF-THE-ART TECHNOLOGY

Developed with the latest advancements to ensure consistent quality and performance.

COST-EFFECTIVE

Reduces operational costs by simplifying the beverage preparation process and minimizing the need for multiple machines.

SPACE-SAVING EFFICIENCY

One compact machine that delivers an extensive range of drinks, optimizing and maximizing your counterspace for a clutter-free, efficient setup.

ECO-FRIENDLY

Uses BIB (Bag-In-Box) formats to minimize waste and promotes sustainability.

MULTI-BEVERAGE SYSTEM

Coffee, Tea – Hot or Cold. Shots for specialty drinks like mocktails, coffee and tea lattes, cold pressed espressos and tea espressos. Hot, Cold and Sparkling Water.



INTERFEAC

BevHub™ is designed for ultimate convenience. Its custom touchscreen software can be as simple as press-and-hold or tailored to your specific operational needs. With support for multiple languages, beverage name customization, varied cup sizes, and adjustable beverage strengths, it offers unparalleled flexibility. The dispenser also allows you to enable or disable the concentrate shot feature and utilize on-screen marketing assets, making it a versatile and powerful solution for any setting.

SELECT LANGUAGE
OR SET DEFAULT




SELECT
BEVERAGE
OF CHOICE



ENABLE OR DISABLE
SIZE & STRENGTH



MARKETING
MESSAGING



CHANNELS

BevHub™ is a versatile solution for various channels, including foodservice, office coffee, QSR, fine dining, cafes, convenience stores, and gas stations. Offering various specialty beverages, it efficiently maximizes counterspace and streamlines beverage service for any establishment.

FOODSERVICE

Maximizes counterspace with its compact design, and ensures quick, consistent drink preparation— Sleek look, a fit for any type of establishment. Specialty beverages, cocktail/mocktail bases and water options for vast array of drinks.

QSR

Small footprint and ease of operation makes for consistent beverage programs. Simple to use for staff members with an unmatched speed of service. No need for bean-to-cup machines to deliver high-quality beverages in the restaurant.

OFFICE COFFEE

Ideal for Office Coffee locations due to its compact design, diverse specialty beverage options, efficient use of counterspace, and quick, consistent drink preparation, meeting varied employee preferences seamlessly.

CONVENIENCE AND GAS

Allows smaller to mid-sized C&G locations to offer a comprehensive specialty beverage program without the need for multiple machines. Save the counterspace for other key items in-store while elevating your beverage offering.



BEVERAGES

BevHub™ offers a diverse selection of specialty beverages, including hot and cold coffee, tea, a unique concentrate shot feature, and water solutions, ensuring a variety of choices for any location.

HOT COFFEE – COLD BREW COFFEE

Americano style hot coffee and cold brew coffee on demand.

MOCKTAIL – COCKTAIL BASES

Espresso based coffee or Tea based mocktail or cocktail bases.

ESPRESSO – TEA ESPRESSO

A quick hit of caffeine with concentrated coffee or tea. Hot or cold, you choose.

COFFEE AND TEA LATTES

Concentrate shot feature to use as base for hot or cold coffee and tea lattes.

HOT TEA – ICED TEA

A cup of tea after dinner or a refreshing iced tea to beat the heat!

WATER

Hot, ambient or cold and sparkling. Water to suit all needs.



TECHNICAL

EFFICIENT USE OF COUNTER SPACE

With a unique small footprint, BevHub™, maximizes counterspace while eliminating the need for multiple pieces of equipment.

EASY PRODUCT ACCESS

Easy to load and connect Bag in Box concentrates. BIB port door held in place with magnets, no lock or key needed.

CONVENIENT SERVICE ACCESS

Carefully designed with minimal housing screws and panels to remove to access internal components. Tank drain tube conveniently located behind BIB compartment.

120V (North America)

230V (International)

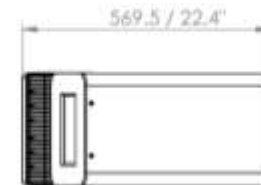
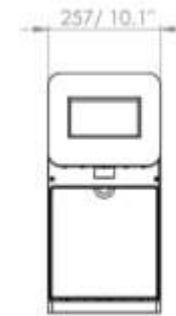
3.0L Boiler

2 x BIB Concentrates (Scholle)

Seamless Cleaning

120V Output (cups/hr)- Hot (75), Ambient (flow rate), Cold (150)

240V Output (cups/hr)- Hot (150), Ambient (flow rate), Cold (150)



THANK YOU



www.acaciatreefarms.com